



FITTING INSTRUCTIONS

TOYOTA LANDCRUISER LC200 SERIES

2007-CURRENT

TOWING
MIRRORS
BUILT FOR WORK & PLAY!



Image for illustration purposes only.



MSA4X4.COM.AU | GEAR FOR LIFE



**CONGRATULATIONS ON
YOUR PURCHASE OF A
QUALITY MSA 4X4 TOWING MIRROR!**

**MSA 4X4
TOWING
MIRRORS**
MSA 4X4

MSA 4X4 Towing Mirrors are simple to fit as they mount onto your vehicle door in the same position as your existing mirrors, using existing holes and wiring.

Getting Started:

Here's what comes inside the box:

- 1 X** Left hand side mirror
- 1 X** Right hand side mirror
- 1 X** Installation Instructions

If anything is missing, please contact us via msa4x4.com.au



MSA4X4.COM.AU | GEAR FOR LIFE



IMPORTANT INFORMATION

MSA 4X4
TOWING MIRRORS
MSA 4X4

Here's what you need to know before you install your new MSA 4X4 Towing Mirrors:

MSA 4X4 Towing Mirrors do not offer certain original functions such as automatic fold in and out, and auto mirror dip when in reverse.

The mirrors are labelled "Left" and "Right", both on the packaging and on their bases. The Left mirror is installed on the Passenger's side and the Right mirror is installed on the Driver's side.



Image for illustration purposes only.




Image for illustration purposes only.

Recommended Tools for installation:



- > Phillips head screwdriver
- > Longer flat screwdriver
- > Smaller screw driver
- > Small ratchet with 10mm socket
- > Trim panel removal tools





FITTING INSTRUCTIONS

TOYOTA LANDCRUISER LC200 SERIES

2007-CURRENT



▶ STEP 1

Prepare the Vehicle

Prepare the vehicle by removing the interior door trims and standard Mirrors as per the vehicle manufacturer's instructions. Retain the three original equipment nuts with your original mirrors as you will require them if you ever wish to re-install them.

You will not need them for your new MSA 4X4 Towing Mirrors on this model.

Please note: some aftermarket wind deflectors are affixed to the original mirrors and may need to be removed and re-fixed if they affect the assembly process, these can be re-fixed once your mirror is on.

▶ STEP 2

Installing the MSA 4X4 Towing Mirrors

The installation process is easier if you can get someone to help you, especially with holding the mirror into position.

Holding the mirror in line with the original bolt holes from the outside you will need to use the three supplied M6 washers and nyloc nuts to secure to the pre fixed mirror bolts.

Carefully place all pre fixed studs through the door and start the top bolt off and secure about half way up the thread, after you have all three nuts started, double check that the rubber surround on the door isn't stuck under the mirror base and the rubber seal provided is sitting flush against the mirror and door frame.



Once you are happy that your mirror and rubber are sitting correctly work your way around tightening the 3 bolts until they are securely tightened. They all need to be reasonably tight, but do not overtighten.



STEP 3

Plug & Play

The mirrors are supplied with a plug and play loom that will directly plug into the original one you have just disconnected, it will only go in one way. Please ensure this clicks firmly into place.



Please use only the plug that fits your existing wire harness. These are different depending on the model of vehicle you have.



TIP



Ensure that you run any excess in the wire in such a way that it doesn't get caught up or damaged behind the door panel.



FITTING INSTRUCTIONS

TOYOTA LANDCRUISER LC200 SERIES

2007-CURRENT



▶ STEP 4

Re-installing Door Trims

Reinstall the door trim, as per manufacturer's instructions.

▶ STEP 5

Let's go!

Adjust your mirrors to suit your viewing angle and preferences. Vertical and horizontal adjustment caters to drivers of differing height and seated positions.

When rotating the mirror into the horizontal position, the mirror's actuator automatically adapts, allowing you to retain the standard adjustments (up, down, side to side) from your vehicle's standard mirror adjuster. Your new MSA 4X4 Towing Mirrors are now ready to enjoy!

1 STANDARD DRIVING POSITION



Fit into garages and tight parking spaces

2 STANDARD DRIVING EXTENDED POSITION



Perfect for towing camper trailers, horse floats and smaller vans

3 STANDARD HORIZONTAL POSITION



Perfect for tray backs and wider service bodies

4 TOWING EXTENDED POSITION



Perfect for towing large vans or wider loads






FITTING INSTRUCTIONS

TOYOTA LANDCRUISER LC200 SERIES

2007-CURRENT

MSA 4x4
TOWING MIRRORS
MSA 4x4



PLEASE NOTE

All dimensions are taken from the widest part of the mirror body on that position.





MSA 4X4 TOWING MIRROR WARRANTY

MSA 4X4
**TOWING
MIRRORS**
MSA 4X4



Address:

43 Harrington Street,
Arundel QLD, 4214

ABN: 50 150 429 566

Phone:

+61 7 5594 6664

Email:

warranties@msa4x4.com.au

Website:

msa4x4.com.au

All MSA 4X4 Accessories products are designed and manufactured to the highest quality standards to perform as they should. We stand behind our Driving Mirrors with a 5-year Manufacturer's Warranty.

All claims under this warranty should be made by returning the product at your cost to MSA 4X4 Accessories Pty Ltd, 43 Harrington Street, Arundel, QLD 4214, with the detail of the fault, proof of purchase, proof of identification and vehicle fitment details where relevant. 5-year manufacturer's warranty applies to the original purchaser only.

If we determine that an MSA 4X4 Towing Mirror is defective in materials or workmanship during the 5-year Warranty, we will either repair or replace the product. Repair or replacement is solely at the discretion of MSA 4X4 Accessories Pty Ltd.

This warranty does not apply to failure or damage caused by incorrect or faulty fitment, accidental or intentional damage, misuse or abuse, failure of other products, operation of the product outside of its environmental or technical specifications, or repair or modification carried out by anyone other than MSA 4X4 Accessories Pty Ltd. No charges will be accepted for external labour or materials.

MSA 4X4 Accessories 5-year warranty does not cover any scratches, cracks or chips.

MSA 4x4 Accessories products are designed for lifestyle applications. Due to the harshness of the mining environment, MSA 4X4 Accessories products used in mining applications that may be operating outside of their environmental and technical specifications, are therefore excluded from the 5-Year Warranty. MSA 4X4 Accessories products used in mining applications are warranted for up to 1 year.

Our goods come with guarantees that cannot be excluded under the Australian Consumer Law. You are entitled to a replacement or refund for a major failure and for compensation for any other reasonably foreseeable loss or damage. You are also entitled to have the goods repaired or replaced if the goods fail to be of acceptable quality and the failure does not amount to a major failure.

