

the power of tomorrow

CLEAN ENERGY DEFINES THE WORLD THAT WE LIVE IN TODAY AND TOMORROW.
LEAD CRYSTAL® TECHNOLOGY CREATES POWER THAT IS CLEAN SAFE AND
HIGH PERFORMING FOR A BETTER FUTURE

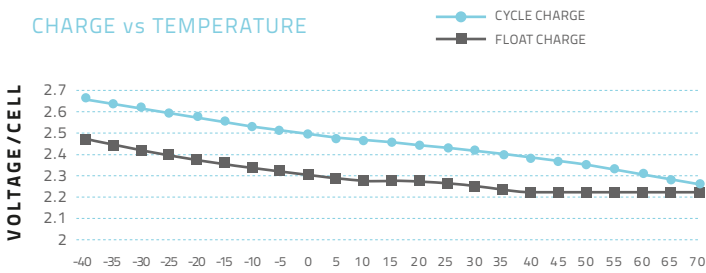
**LEAD
CRYSTAL®**
BATTERIES



SPECIFICATION

Nominal Voltage	12V		
Rated Capacity (3 hour rate)	70 AH		
Dimension	Total Height (top of terminal)	215mm	8.46"
	Height	215 mm	8.46"
	Length	260 mm	10.23"
	Width	170 mm	6.69"
Weight	Approximately 25.5 kg / 56.21 lbs		
Capacity 25° C	10 hour rate (8A)	80 AH	
	5 hour rate (15.4A)	77 AH	
	2 hour rate (30A)	60 AH	
Internal Resistance	Fully charged Battery (25° C)	≈<8.0mΩ	
Self-Dis-charge 25° C	Capacity after 3 month storage	95%	
	Capacity after 6 month storage	85%	
	Capacity after 12 month storage	80%	
Max Discharge Current 25° C	700A (5S)		
Terminal	Standard	M8	
	Optional		
Charging (Constant Voltage)	Cycle	Initial Charging Current 14A 14.7V (25° C)	
	Float	13.7V (25° C)	

CHARGE vs TEMPERATURE



CHARGE vs TEMPERATURE CHART

temperature	-40	-35	-30	-25	-20	-15	-10	-5	0	5	10	15	20	25	30	35	40	45	50	55	60	65	70	
Cycle Charge	2.66	2.64	2.62	2.60	2.58	2.56	2.54	2.52	2.50	2.48	2.47	2.47	2.45	2.45	2.43	2.41	2.39	2.37	2.35	2.33	2.31	2.29	2.27	
Float Charge (voltage/cell)	2.46	2.44	2.42	2.40	2.38	2.36	2.34	2.32	2.31	2.30	2.29	2.29	2.29	2.27	2.26	2.24	2.23	2.23	2.23	2.23	2.23	2.23	2.23	2.23

CONSTANT CURRENT DISCHARGE CHARACTERISTICS: UNITS AMPERES (25° C)

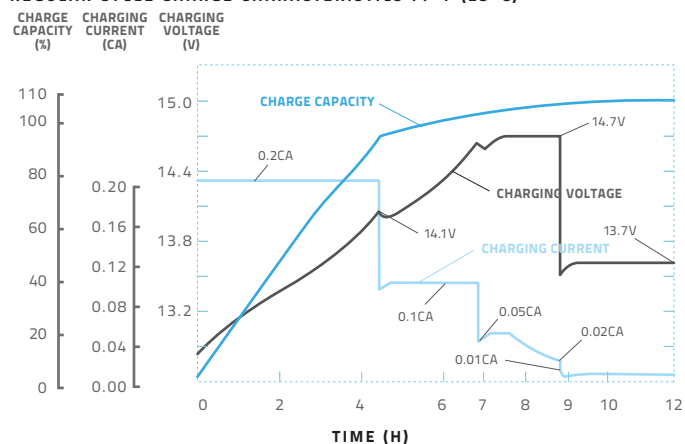
End Voltage per cell	5min	15min	30min	45min	1h	2h	3h	4h	5h	6h	8h	10h	12h	20h	24h
1.60V	216	137	90.8	68.4	47.2	31.6	24.0	19.1	16.0	14.6	11.0	8.40	7.40	4.60	3.70
1.67V	186	125	84.2	64.8	46.6	31.2	23.4	18.7	15.6	14.0	10.6	8.24	7.26	4.52	3.70
1.70V	177	121	81.6	64.0	46.2	30.8	23.3	18.3	15.4	13.4	10.3	8.16	7.20	4.48	3.69
1.75V	161	113	78.4	61.5	45.8	30.4	23.0	18.0	15.2	12.9	10.0	8.08	7.13	4.40	3.68
1.80V	142	103	75.4	59.2	45.6	30.0	22.4	17.6	14.8	12.8	9.80	8.00	7.00	4.32	3.67
1.83V	124	94.9	69.6	55.0	44.4	29.6	21.8	16.9	14.5	12.4	9.44	7.76	6.68	4.28	3.56
1.85V	106	86.0	64.0	50.9	43.2	29.2	21.0	16.3	14.2	12.0	9.12	7.54	6.48	4.24	3.46

DISCHARGE DATA WITH CONSTANT POWER UNITS: WATTS PER CELL (25° C)

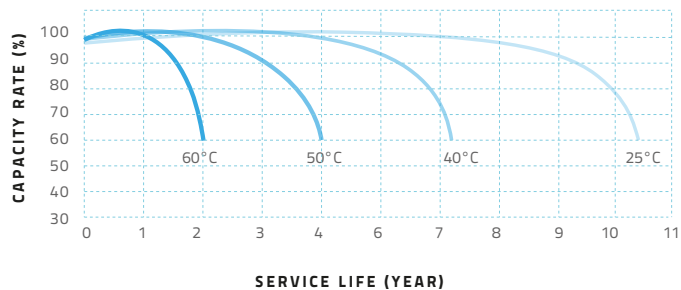
End Voltage per cell	5min	15min	30min	45min	1h	2h	3h	4h	5h	6h	8h	10h	12h	20h	24h
1.60V	356	240	164	125	87.3	63.3	44.5	35.8	30.5	26.8	20.2	16.5	13.8	8.59	7.21
1.67V	318	223	153	119	87.1	61.3	44.5	35.7	29.9	26.5	19.8	16.1	13.8	8.59	7.21
1.70V	308	218	149	118	86.8	59.7	43.3	35.4	29.5	26.3	19.8	15.9	13.8	8.59	7.20
1.75V	284	205	144	114	86.5	57.7	42.7	34.9	29.2	25.9	19.4	15.8	13.8	8.59	7.19
1.80V	258	188	139	111	86.2	55.8	42.3	34.3	28.8	25.5	19.1	15.6	13.4	8.51	7.17
1.83V	227	174	130	104	85.9	53.8	42.0	33.1	28.6	24.8	18.4	15.2	13.1	8.51	6.99
1.85V	197	160	121	97.2	85.6	51.7	41.7	31.9	28.2	24.1	17.8	14.8	12.8	8.43	6.82

CHARGE CHARACTERISTIC 77°F (25°C)

REGULAR CYCLE CHARGE CHARACTERISTICS 77°F (25°C)

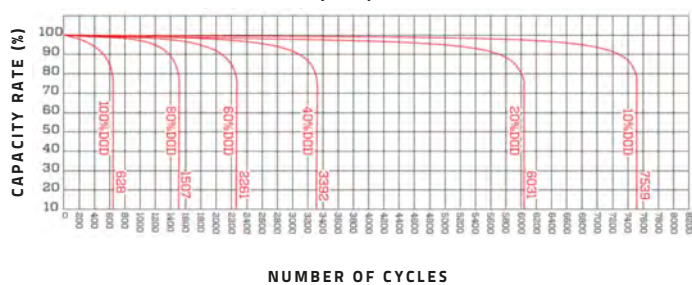


TEMPERATURE AND FLOAT SERVICE LIFE

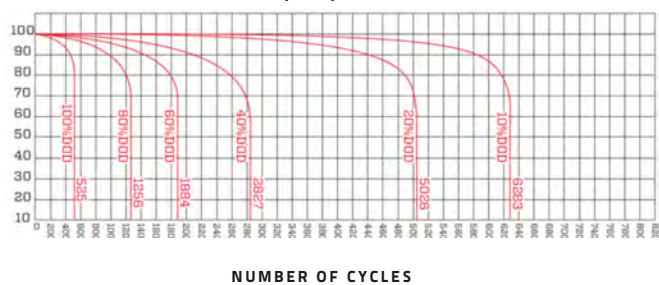


CYCLE LIFE CURVE GRAPH

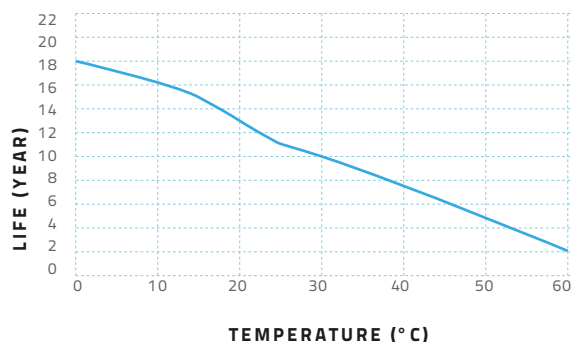
CYCLE LIFE CURVE GRAPH (25°C)



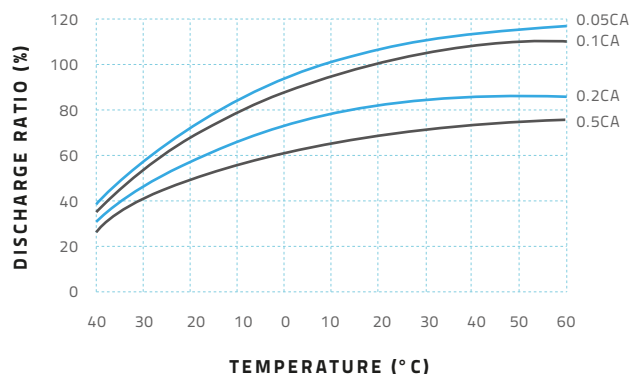
CYCLE LIFE CURVE GRAPH (40°C)



FLOAT SERVICE LIFE CURVE GRAPH



TEMPERATURE & DISCHARGE CAPACITY



LEAD CRYSTAL®: CHANGING THE FUTURE

Performance Robust, resilient, high performing. Lead Crystal® batteries can be discharged deeper, cycled more often (also in extreme temperatures) and have a longer service life. They recover to full rated capacity over and over again.

Technology A unique micro-porous high absorbent mat (AGM), high-purity lead calcium selenium plates, safe SiO₂ electrolyte solution that solidifies into a white crystalline powder when charged/discharged.

Cleaner & safe Less acid, no cadmium, no antimony. Lead Crystal® batteries are up to 99% recyclable and are classified as non-hazardous goods for transport.

Markets Lead Crystal® batteries are being used in telecoms, ups, petrochem/marine, defence, renewable energy, health care, manufacturing, transportation and electric motion (wheelchairs, golf carts & trolleys).

